



Typical Applications

- Process Water
- Waste Water
- Cooling Water
- Drinking Water
- Solvents
- Resins
- Paints
- Oils
- Water floods
- Inks
- Molten sulphide
- Adhesives
- Coolants
- Chemicals

Industries Served

- Petro Chemicals
- Automotive
- Machining
- Plastic
- Food/Beverage
- Paint
- Printing
- Pulp & Paper
- Pharmaceutical
- Environmental


Features

- Accommodates 2 No.2 bags, size 7" D x 32" OAL
- Continuous flow design up to 360 US gpm
- Standard 2" in-line flanged inlet and outlet allows for easy piping installation
- Side entry design
- Withstands 150 psig @ 225° F
- High capacity-low pressure drop
- Easy bag change-out
- Compact & Customizable design
- In accordance with ASME Boiler & Pressure vessel code
- Units come standard with drain and vent connections
- Integral installation support legs

Options


- 2 1/2" and 3" connection available in NPT Male/Female or flange housing
- Available in Carbon Steel, 304 Stainless Steel and 316 Stainless Steel
- Adjustable robust tripod stand design
- Displacement balloon for low product loss and quick bag replacement
- Backflush restrainer to prevent bag rupture due to shock loading.
- Special inlet/outlet configuration available.

SAMPSON Filter Vessels provide an economical solution to a variety of filtration needs. Its cost-effective compact design and the connection possibilities allows easy installation and maintenance in any configuration. SAMPSON Filter Vessels are constructed in the highest quality material and standards which allows us to fully guarantee our products' performance which provides you with consistent reliability year after year.



Tel: 514-326-8852
Fax: 514-326-8961

Environmental
Remediation
Equipment Inc.
8529 Lafrenai
Montréal, Québec
Canada, H1P 2B3
Web:
www.ereinc.com
email:
sales@ereinc.com

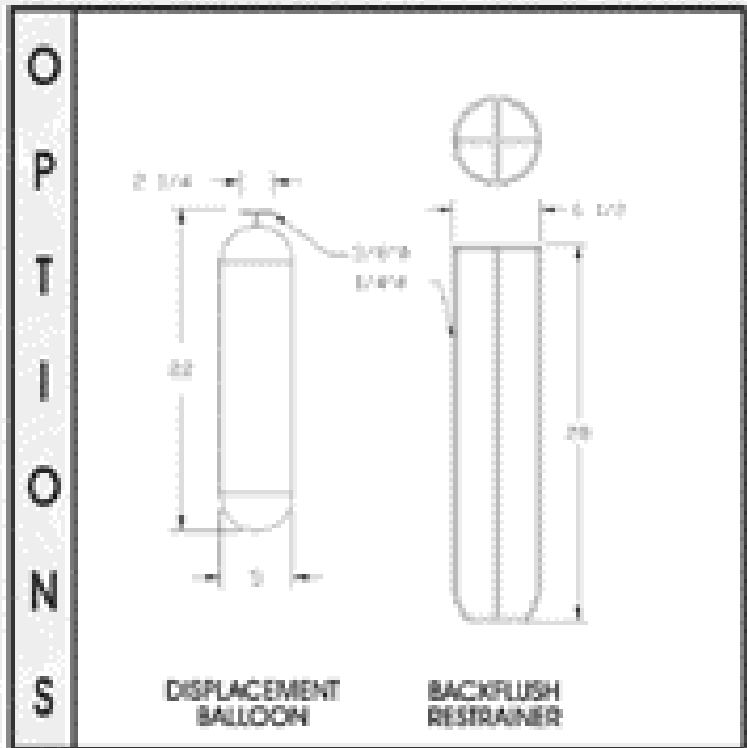
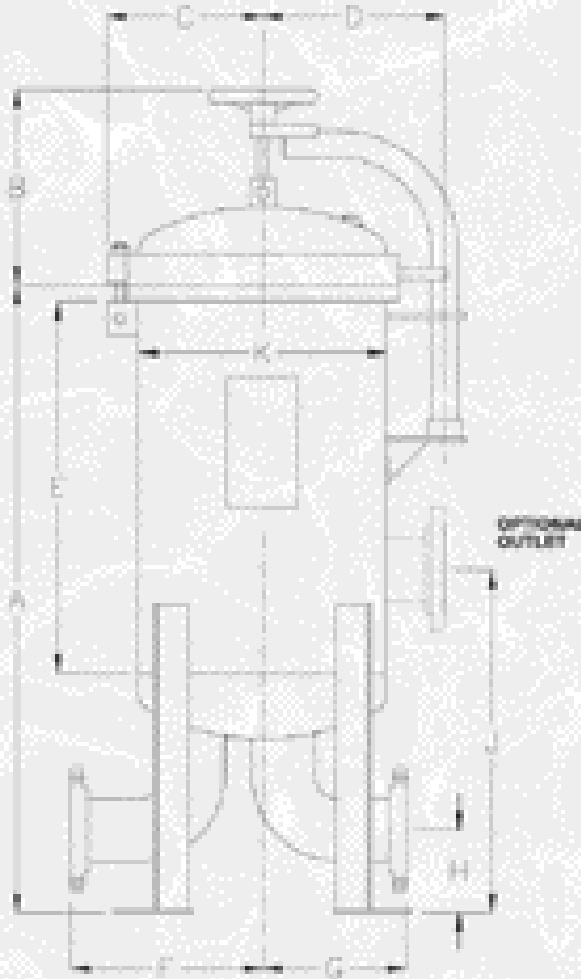




ERS-360

2 BAG

**TOP
ENTRY**



FITTING
SIZE

A B C D E F G H J K

3" FLG	43-3/4	14-1/4	11-3/8	13-1/4	27	12	8-1/2	5-1/4	23-1/8	18
4" FLG	45-1/2	14-1/4	11-3/8	13-1/4	27	14	10-1/2	6	24-7/8	18

STD.

SHIPPING WEIGHT
VOLUME
DESIGN PRESSURE

450 lbs.
40 US. gal.
150 psig. @ 225 °F